

Reading

**HOW TO MAKE COOKIES?**

**For cookies:**

- 1 Egg
- 1 cup of butter
- 1 cup of sugar
- 2 cups of flour
- 5 tsp baking powder

1. ...., put the egg and sugar in a bowl and mix them. 2. ...., add butter, flour and baking powder. 3. ...., place the dough in the refrigerator for two hours. 4. ...., cut the dough in different shapes and bake them in the oven for 10 minutes.

**For the decoration of the cookies:**

- 1 tsp oil
- 1 cup of sugar
- 1 egg
- Food coloring

Mix the egg and sugar in a bowl and stir. Later, spread some oil on the cream. Drop some food coloring and use the cream to make decorations on the cookies.

UNIT 3

Test

1. This text is a - - - - from a kitchen magazine.

Which of the following completes the sentence?

- A) news
- B) report
- C) recipe**
- D) direction





2. Which of the following completes the text?

- A) 1. First 2. Second 3. Next 4. Finally**
- B) 1. Finally, 2. Second, 3, First, Next
- C) 1. Next, 2. Finally, 3. First, 4. Second
- D) 1. Second, 2. First, 3, Next, 4. Finally

3. What is the meaning of the abbreviation ' tsp' in the text?

- A) lots of
- B) tea cup
- C) don't put
- D) teaspoon**

4. Which of the following is NOT an ingredient of the decoration cream?

- A)** 
- B) 
- C) 
- D) 

5. Which of the following can be CORRECT about the taste of the cookies?

- A) They are sour.
- B) They are sweet.**
- C) They are salty.
- D) They are bitter.

WORKSHEET GRADE 8

Writing

**EXERCISE 1:** Look at the pictures and write a recipe following the steps you see.



## Chef's Avocado Sauce

Hello! I'm chef Maxime. Today, I will share my secret avocado sauce recipe with you. It is very tasty.

The ingredients are onions, avocados, oil and salt.

First, dice the onions. . Second, peel the avocados.

Then, mash the avocados. Next, mix them with the onions. After that, add some oil. Finally, add some salt.

You can put this sauce on a piece of bread and eat it. You can also put it on steak. You can eat it with chips, too. It is easy and delicious! Try it at home. You will love it!

Enjoy your meal!